




1 (877) 553-9477 | 900 E. Trail Blvd. | El Reno, OK 73036 | www.exiss.com | sales@exiss.com

In keeping with its policy of continuous improvement, Exiss reserves the right to make specification changes at any time without notice or obligation. All dimensions listed in this brochure are approximate. Illustrations may include optional equipment.

© 2017 Exiss | Version 17.3



GOOSENECK SLANT LOAD HORSE TRAILERS



1 (877) 553-9477 // www.exiss.com // sales@exiss.com

 BY UNIVERSAL TRAILER



ENGINEERED FOR YOU !

Exiss understands your passion for your horses and the lifestyle that goes with it. That's why we offer a complete line of gooseneck horse trailers loaded with features that represent the industry's best value for your hard-earned dollar. For more than 20 years, Exiss has engineered and built a wide variety of gooseneck horse trailers intended to make your life easier and keep your horses safer. And today, we still build gooseneck horse trailers that are engineered especially for you. Available in a broad range of horse configurations, widths, heights and lengths, an Exiss gooseneck trailer is a great way to haul your horses safely, conveniently and comfortably.

Contact your local Exiss dealership today to check out our comprehensive selection of high quality gooseneck horse trailers!



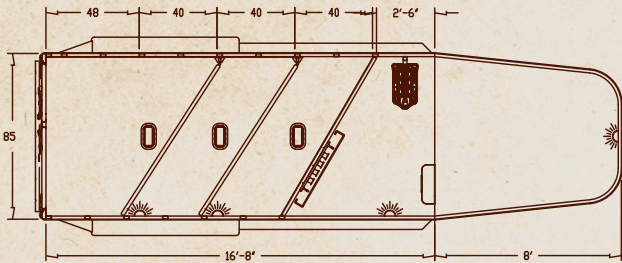


EXPRESS MODELS



MODELS Express GN (CX Edition)

- | | |
|-----------------------------------|--|
| Model: 3H CX & 4H CX | Outside Width: 6'8" or 7'0" |
| Horse Stalls: 3 & 4 horse | Inside Height: 7'2" |
| Tack Room: 2'6" shortwall | Sidewalls: Smooth skin aluminum |
| Rear Door: Full swing gate | Streetside Windows: 2 air gaps |
| Wheels: 16" aluminum | Curbside Windows: 2 air gaps |



The Express 3H & 4H CX models are the most affordable and convenient models in our gooseneck lineup. These trailers feature all-aluminum construction, a separate dressing room with a saddle rack and tack items, curbside and streetside air gaps, aluminum radial tires and rubber torsion axles.



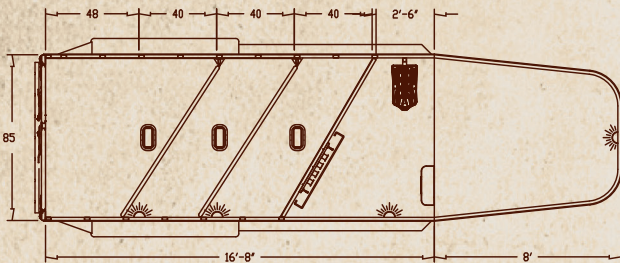
WE PUT OURSELVES IN YOUR BOOTS

When it's time to make a major purchase, it's nice to have confidence that your selection was built the right way. As a proud member of the **National Association of Trailer Manufacturers**, not only do our trailers meet all NATM requirements, but they're built with your safety and satisfaction as our goal.



MODELS Express GN (CXF Edition)

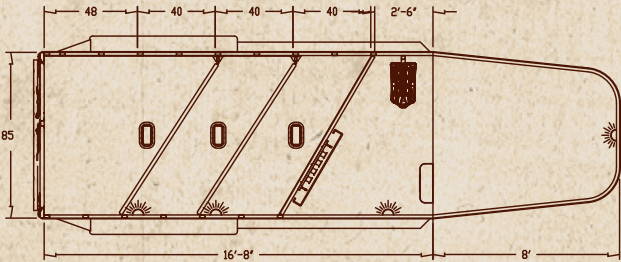
- | | |
|-----------------------------------|--|
| Model: 3H CXF & 4H CXF | Outside Width: 6'8" or 7'0" |
| Horse Stalls: 3 & 4 horse | Inside Height: 7'2" |
| Tack Room: 2'6" shortwall | Sidewalls: Extruded aluminum |
| Rear Door: Full swing gate | Streetside Windows: Feed window |
| Wheels: 16" aluminum | Curbside Windows: 2 air gaps |



The Express 3H & 4H CXF models are the most popular trailers in the Exiss gooseneck lineup. These trailers feature all-aluminum construction, a separate dressing room with a saddle rack and tack items, streetside feed windows, curbside air gaps, aluminum radial tires and rubber torsion axles.

MODELS Express GN (SS Edition)

- | | |
|----------------------------------|--|
| Model: 3H SS & 4H SS | Outside Width: 6'8" or 7'0" |
| Horse Stalls: 3 & 4 horse | Inside Height: 7'2" |
| Tack Room: 2'6" shortwall | Sidewalls: Smooth skin aluminum |
| Rear Doors: 50/50 doors | Streetside Windows: Feed window |
| Wheels: 16" aluminum | Curbside Windows: Slider window |

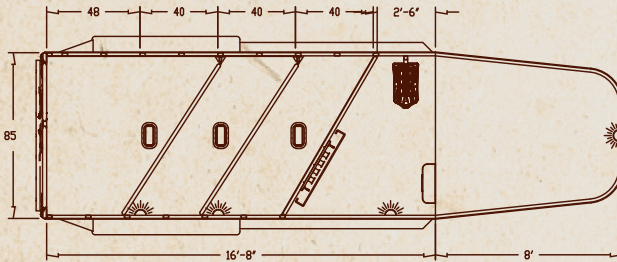


The Express 3H & 4H SS models are a sleek, stylish and economical option from Exiss. These trailers feature all-aluminum construction, smooth skin exterior, a separate dressing room with a saddle rack and tack items, streetside feed windows, curbside slider windows, aluminum radial tires and rubber torsion axles.



MODELS Express GN (XT Edition)

- | | |
|----------------------------------|--|
| Model: 3H XT & 4H XT | Outside Width: 6'8" or 7'0" |
| Horse Stalls: 3 & 4 horse | Inside Height: 7'2" |
| Tack Room: 2'6" shortwall | Sidewalls: Extruded aluminum |
| Rear Doors: 50/50 doors | Streetside Windows: Feed window |
| Wheels: 16" aluminum | Curbside Windows: Slider window |



The Express 3H & 4H XT models are the most robust and rugged slant load models in the Express gooseneck lineup. These trailers feature all-aluminum construction, extruded aluminum exterior, a separate dressing room with a saddle rack and tack items, streetside drop down windows, curbside slider windows, aluminum radial tires and rubber torsion axles.



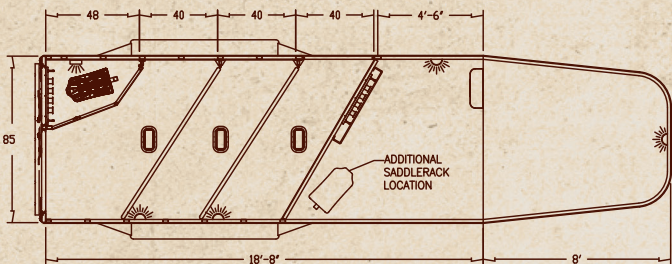
EXISS 7000 SERIES



MODELS 7200,7300,7400,7600

Exterior Width: 7'
Horse Stalls: 2,3,4,6 Horse
Unload Door: (1) Standard
Tack Room: 4'6" Shortwall
Wheels: 16" Aluminum

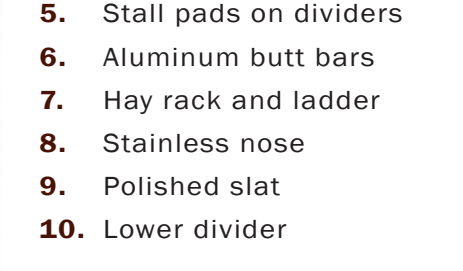
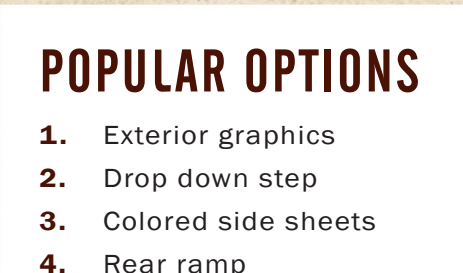
Inside Height: 7'2"
Stall Width: 40"
Sidewalls: Extruded aluminum
Streetside Windows: Feed door
Curbside Windows: Slider window



These 2, 3, 4 and 6 horse, slant load gooseneck models combine an impressive appearance with the horse-friendly features for which Exiss is famous. Its standard features — such as a folding rear tack, patented slam latches, and carpeted dressing room— make it the perfect choice for the serious horse enthusiast.

WE STAND BEHIND OUR TRAILERS! To demonstrate our confidence in our trailers, all Exiss horse trailers now come standard with a fully transferrable, 3 year-limited, 8 year-structural warranty. See your local authorized Exiss dealership for more details.

38 TRANSFERABLE
WARRANTY
3 YEARS LIMITED / 8 YEARS STRUCTURAL



POPULAR OPTIONS

1. Exterior graphics
2. Drop down step
3. Colored side sheets
4. Rear ramp
5. Stall pads on dividers
6. Aluminum butt bars
7. Hay rack and ladder
8. Stainless nose
9. Polished slat
10. Lower divider

MODEL SPECIFICATIONS & COMPARISONS

Trailer Model	Belly Length	Interior Height	Outside Width	Shortwall Length	Horse Stalls	Rear Tack	Est. Empty Weight	Wheel Size	Tire Specs	Axle Size
Express CX 3H	16'8"	7'2"	6'8" or 7'	2'6"	3H	N/A	4,200	16"	10 ply	(2) 5,200
Express CX 4H	20'0"	7'2"	6'8" or 7'	2'6"	4H	N/A	4,560	16"	10 ply	(2) 5,200
Express CXF 3H	16'8"	7'2"	6'8" or 7'	2'6"	3H	N/A	4,200	16"	10 ply	(2) 5,200
Express CXF 4H	20'0"	7'2"	6'8" or 7'	2'6"	4H	N/A	4,560	16"	10 ply	(2) 5,200
Express SS 3H	16'8"	7'2"	6'8" or 7'	2'6"	3H	Optional	4,200	16"	10 ply	(2) 5,200
Express SS 4H	20'0"	7'2"	6'8" or 7'	2'6"	4H	Optional	4,560	16"	10 ply	(2) 5,200
Express XT 3H	16'8"	7'2"	6'8" or 7'	2'6"	3H	Optional	4,200	16"	10 ply	(2) 5,200
Express XT 4H	20'0"	7'2"	7'	2'6"	4H	Optional	4,560	16"	10 ply	(2) 5,200
7200 GN	15'4"	7'2"	7'	4'6"	2H	Standard	3,990	16"	10 ply	(2) 5,200
7300 GN	18'8"	7'2"	7'	4'6"	3H	Standard	4,460	16"	10 ply	(2) 5,200
7400 GN	22'0"	7'2"	7'	4'6"	4H	Standard	4,800	16"	10 ply	(2) 5,200
7600 GN	28'0"	7'2"	7'	3'10"	6H	Standard	5,700	16"	10 ply	(2) 7,000

In keeping with its policy of continuous improvement, Exiss reserves the right to make specification changes at any time without notice or obligation. All weights and dimensions listed in this brochure are approximate. Illustrations may include optional equipment.