



For more information, use
your smartphone's QR
reader to find out more
about the Exiss lineup.

1 (877) 553-9477 | 900 E. Trail Blvd. | El Reno, OK 73036 | www.exiss.com | sales@exiss.com

In keeping with its policy of continuous improvement, Exiss reserves the right to make specification changes at any time without notice or obligation. All dimensions listed in this brochure are approximate. Illustrations may include optional equipment.

© 2017 Exiss | Version 17.3



Living Quarters



BY UNIVERSAL TRAILER

1 (877) 553-9477 // www.exiss.com // sales@exiss.com

Living Quarters



Unsurpassed Quality, Unparalleled Performance.

Life on the road is anything but ordinary in a quality-built Exiss trailer. Our popular LQ models offer roomy functionality and all of the extras you are looking for, including removable saddle racks, spacious mangers and interiors that provide unsurpassed durability and style. Discover the Exiss life and your new home away from home today!

We stand behind our trailers!

To demonstrate confidence in our trailers, Exiss horse trailers now come standard with a fully transferrable, 3 year-limited, 8 year-structural warranty.



Exiss Escape LQ

The Exiss Escape Living Quarters models offer an incredible value for today's horse owner. These stylish living quarters models offer exceptional options in a cost effective package, giving you the perfect trailer for any adventure.

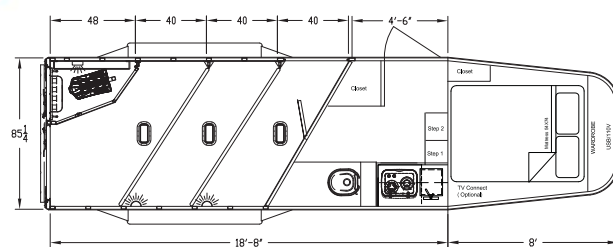
Escape Features:

GENERAL FEATURES

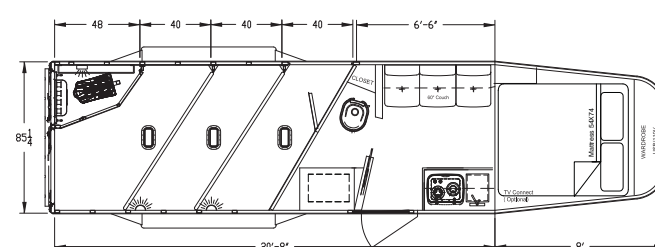
- 7'8" inside height – 6'8" or 7' outside width
- Available in 2H, 3H and 4H versions
- All aluminum construction w/ single piece aluminum roof
- Interlocking extruded plank flooring w/ 2" x 4" I-beams
- (2) Rubber torsion axles w/ electric brakes
- (5) 16" aluminum wheels w/ 10 ply tires (includes spare)
- Single leg hydraulic jack
- Heavy-duty drop down feed doors on streetside of trailer
- Large 27" x 31" sliding windows on curbside of trailer
- Saddle rack, blanket bar, brush tray and halter hooks in rear tack
- LED brake lights, running lights & load light at rear of trailer
- Slant stall dividers w/ patented slam latch
- Streetside access door at front stall (3H and 4H only)
- 55/45 rear doors w/ 19" x 26" window in load door

INTERIOR FEATURES

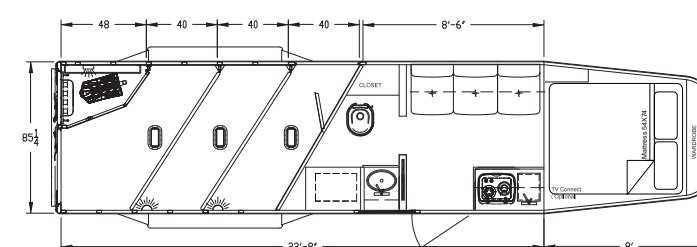
- 4', 6', 8' or 10' living quarters w/ spacious layouts
- All LED lighting in trailer's interior
- Upgraded cabinetry and living quarters components
- 13,500 BTU air conditioner and 16,000 BTU furnace
- Full kitchen with gas stove, microwave and refrigerator
- Bathroom with large shower, powered vent and ample storage
- Carpeted bedroom with queen innerspring mattress
- Sofa sleeper (6', 8' and 10' models)
- AM/FM/CD/DVD with inside and outside speakers
- Walk thru door to horse area



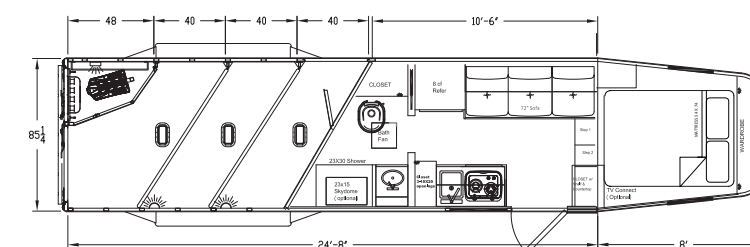
MODEL 7304



MODEL 7306



MODEL 7308



MODEL 7310 (Optional Slideout Available)

Exiss Endeavor LQ

The Exiss Endeavor is ultimate convenience on the road! From the quality touches in the living quarters to the durable and safe features in the horse area, this trailer is suited for a high level of comfort and style!



Endeavor Features:

GENERAL FEATURES

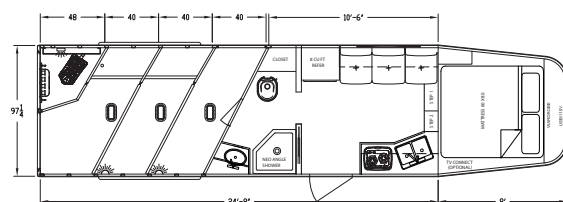
- 7'8" inside height – 8'0" outside width
- Available in 2H, 3H and 4H versions
- All aluminum construction w/ single piece aluminum roof
- Interlocking extruded plank flooring w/ 2" x 4" I-beams
- (2) Rubber torsion axles w/ electric brakes
- (5) 16" aluminum wheels w/ 10-14 ply tires (includes spare)
- Single or dual leg hydraulic jack (depending on floorplan)
- Heavy-duty drop down feed doors on streetside of trailer
- Heavy-duty manger doors on streetside of trailer
- Large 27" x 31" sliding windows on curbside of trailer
- Saddle rack, blanket bar, brush tray & halter hooks in rear tack
- LED brake lights, running lights and load light at rear of trailer
- Slant stall dividers w/ patented slam latch
- 55/45 rear doors w/ 19" x 26" window in load door

INTERIOR FEATURES

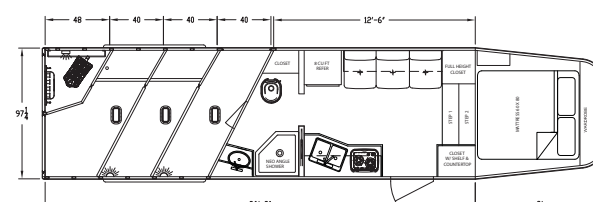
- 10', 12', 14' or 16' living quarters w/ spacious layouts
- All LED lighting in trailer's interior
- Upgraded cabinetry and living quarters components
- 13,500 BTU air conditioner and 16,000 BTU furnace
- Full kitchen with gas stove, microwave and 8 cu refrigerator
- Bathroom with neo-angle shower, powered vent and ample storage
- Carpeted bedroom with queen innerspring mattress
- AM/FM/CD/DVD with inside and outside speakers



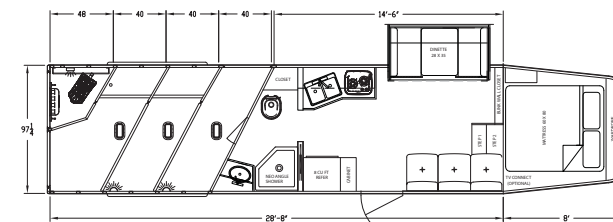
8310 LQ - A



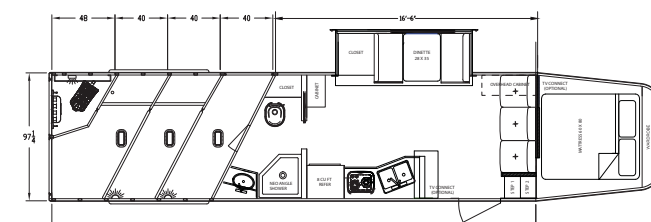
8312 LQ - A



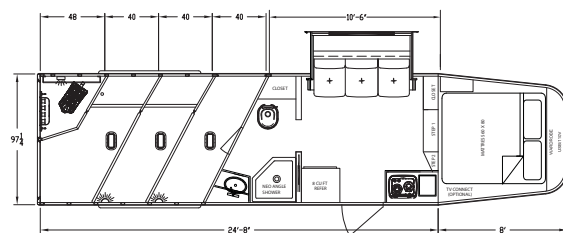
8314 LQ - A



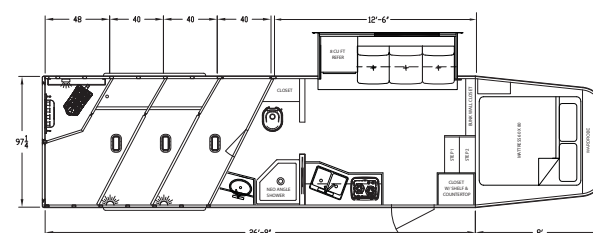
8316 LQ - A



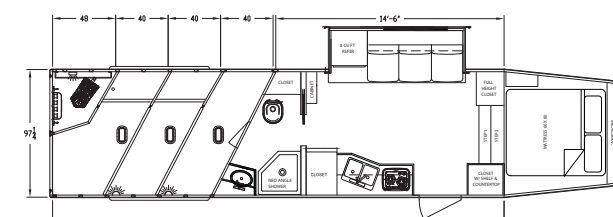
8310 LQ - B



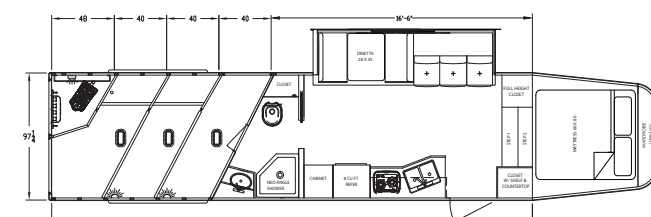
8312 LQ - B



8314 LQ - B



8316 LQ - B



Exiss Stock Combo LQ

A Stock Combo LQ from Exiss provides you with a tremendous amount of versatility and an impressive amount of space for your life on the road. This trailer is designed for the horse owners who want to do it all!



Stock/Combo Features:

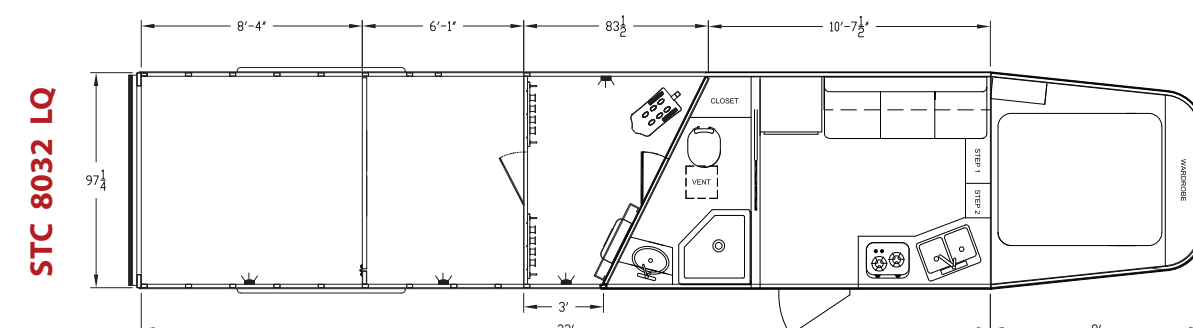
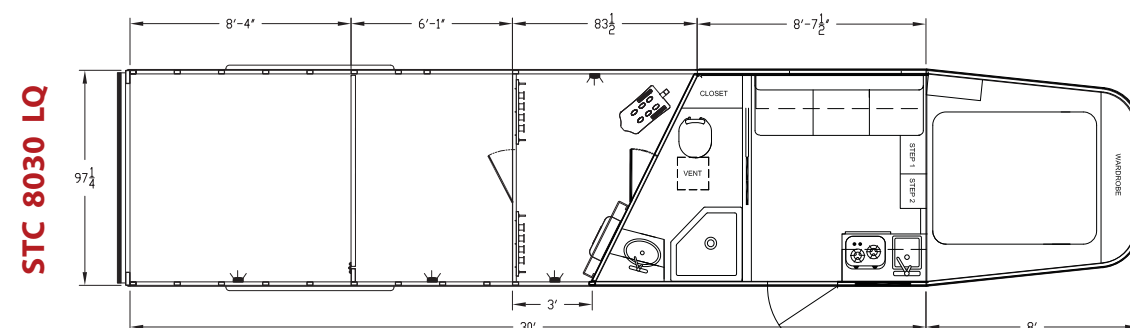


GENERAL FEATURES

- 7'2" or 7'8" inside height - 8' outside width
- All aluminum construction w/ single piece aluminum roof
- Interlocking extruded plank flooring w/ 2" x 4" I-beams
- (2) 8,000 lb. Rubber torsion axles w/ electric brakes
- Five 16" 8 hole aluminum wheels w/ 14 ply Goodyear tires
- Tear drop fenders
- Single leg hydraulic jack
- .040 side sheets with stainless nose
- ALL LED lighting interior and exterior
- Four outside tie rings per side
- Breakaway switch w/ battery and slip hook safety chains
- Two camper doors w/ windows and screens
- Dual aluminum battery box & dual propane tanks under gooseneck
- Pie shaped mid tack with 3' short wall
- Four horse saddle rack
- Two sets of 6 halter hooks, blanket bar, brush tray
- Two air gaps with plexiglas tracks in stock area
- Heavy-duty streetside unload door (w/ matching air gaps)
- Full swing center gate w/ hold back
- Full swing rear door (w/ slider & matching air gaps)

INTERIOR FEATURES

- 8' (8030 model) 10' (8032 model) living quarter w/ spacious layout
- All LED lighting in trailer's interior
- Upgraded cabinetry and living quarters components
- 13,500 BTU air conditioner and 16,000 BTU furnace
- Full kitchen with gas stove, microwave and refrigerator
- Bathroom with neo-angle shower, powered vent and ample storage
- Carpeted bedroom with queen innerspring mattress
- AM/FM/CD/DVD with inside and outside speakers



Features & Specs



LED LIGHTING - more energy efficient and generates higher quality light



FLOORPLANS - available in several lengths, these designs make use of every inch of the interior



TRAILER NOSE - The large (8' long) Exiss nose allows for more depth and height in the bunk area



FEED DOORS - Feed doors provide maximum airflow, a rugged look and a durable design



WHEELS - Exiss offers five high-quality, polished aluminum wheels (including a spare tire)



HORSE AREA - The Exiss horse area provides a safe and secure environment for your horse

Technical Specifications



TrailerModel	Size	Stalls	GVWR	Axle Size
Express 2H LQ (11' shortwall)	6'8" or 7' X 21'4"	2 Horse	12,500 LBS	(2) 6,000 LBS
Express 3H LQ (11' shortwall)	6'8" or 7' X 24'8"	3 Horse	12,500 LBS	(2) 6,000 LBS
Express 4H LQ (11' shortwall)	6'8" or 7' X 28'0"	4 Horse	12,500 LBS	(2) 6,000 LBS
Escape 6204 LQ / 7204 LQ	6'8" or 7' X 15'4"	2 Horse	9,995 LBS	(2) 5,200 LBS
Escape 6206 LQ / 7206 LQ	6'8" or 7' X 17'4"	2 Horse	9,995 LBS	(2) 5,200 LBS
Escape 6208 LQ / 7208 LQ	6'8" or 7' X 19'4"	2 Horse	9,995 LBS	2) 5,200 LBS
Escape 6210 LQ / 7210 LQ	6'8" or 7' X 21'4"	2 Horse	9,995 LBS	(2) 5,200 LBS
Escape 6210 G LQ / 7210 G LQ	6'8" or 7' X 21'4"	2 Horse	9,995 LBS	(2) 5,200 LBS
Escape 6304 LQ / 7304 LQ	6'8" or 7' X 18'8"	3 Horse	9,995 LBS	(2) 5,200 LBS
Escape 6306 LQ / 7306 LQ	6'8" or 7' X 20'8"	3 Horse	9,995 LBS	(2) 5,200 LBS
Escape 6308 LQ / 7308 LQ	6'8" or 7' X 22'8"	3 Horse	9,995 LBS	(2) 5,200 LBS
Escape 6310 LQ / 7310 LQ	6'8" or 7' X 24'8"	3 Horse	12,500 LBS	(2) 5,200 LBS
Escape 6310 G LQ / 7310 G LQ	6'8" or 7' X 24' 8"	3 Horse	12,500 LBS	(2) 5,200 LBS
Escape 6404 LQ / 7404 LQ	6'8" or 7' X 22'0"	4 Horse	9,995 LBS	(2) 5,200 LBS
Escape 6406 LQ / 7406 LQ	6'8" or 7' X 24'0"	4 Horse	9,995 LBS	(2) 5,200 LBS
Escape 6408 LQ / 7408 LQ	6'8" or 7' X 26'0"	4 Horse	12,500 LBS	(2) 6,000 LBS
Escape 6410 LQ / 7410 LQ	6'8" or 7' X 28'0"	4 Horse	12,500 LBS	(2) 6,000 LBS
Escape 6410 G LQ / 7410 G LQ	6'8" or 7' X 28'0"	4 Horse	12,500 LBS	(2) 6,000 LBS
Endeavor 8210 LQ - A	8' X 21'4"	2 Horse	14,000 LBS	(2) 7,000
Endeavor 8310 LQ - A	8' X 24'8"	3 Horse	14,000 LBS	(2) 7,000
Endeavor 8410 LQ - A	8' X 28'0"	4 Horse	14,000 LBS	(2) 7,000
Endeavor 8210 G LQ - B	8' X 21'4"	2 Horse	14,000 LBS	(2) 7,000
Endeavor 8310 G LQ - B	8' X 24'8"	3 Horse	14,000 LBS	(2) 7,000
Endeavor 8410 G LQ - B	8' X 28'0"	4 Horse	14,000 LBS	(2) 7,000
Endeavor 8312 LQ - A	8 X 26'8"	3 Horse	14,000 LBS	(2) 7,000
Endeavor 8412 LQ - A	8 X 30'0"	4 Horse	14,000 LBS	(2) 7,000
Endeavor 8312 G LQ - B	8 X 26'8"	3 Horse	14,000 LBS	(2) 7,000
Endeavor 8412 G LQ - B	8 X 30'0"	4 Horse	14,000 LBS	(2) 7,000
Endeavor 8314 G LQ - A	8' X 28'8"	3 Horse	14,000 LBS	(2) 7,000
Endeavor 8414 G LQ - A	8' X 32'0"	4 Horse	14,000 LBS	(2) 7,000
Endeavor 8314 G LQ - B	8' X 28'8"	3 Horse	16,000 LBS	(2) 8,000
Endeavor 8414 G LQ - B	8' X 32'0"	4 Horse	16,000 LBS	(2) 8,000
Endeavor 8316 G LQ - A	8' X 30'8"	3 Horse	16,000 LBS	(2) 8,000
Endeavor 8416 G LQ - A	8' X 34'0"	4 Horse	17,000 LBS	(2) 8,000
Endeavor 8316 G LQ - B	8' X 30'8"	3 Horse	16,000 LBS	(2) 8,000
Endeavor 8416 G LQ - B	8' X 34'0"	4 Horse	17,000 LBS	(2) 8,000
STC 8030 LQ	8' X 30'0"	4 Horse	16,000 LBS	(2) 8,000
STC 8032 LQ	8' X 32'0"	4 Horse	16,000 LBS	(2) 8,000

Now Available!



Express LQ Models

GENERAL FEATURES

- 7'2" inside height - 6'8" or 7' outside width
- Variety of sidewall configurations available
- Side tack w/ saddle rack, halter hooks, brush tray, blanket bar
- 11' shortwall interior w/ jackknife sofa, full kitchen and bath
- Ask for additional flyer for more information!

